

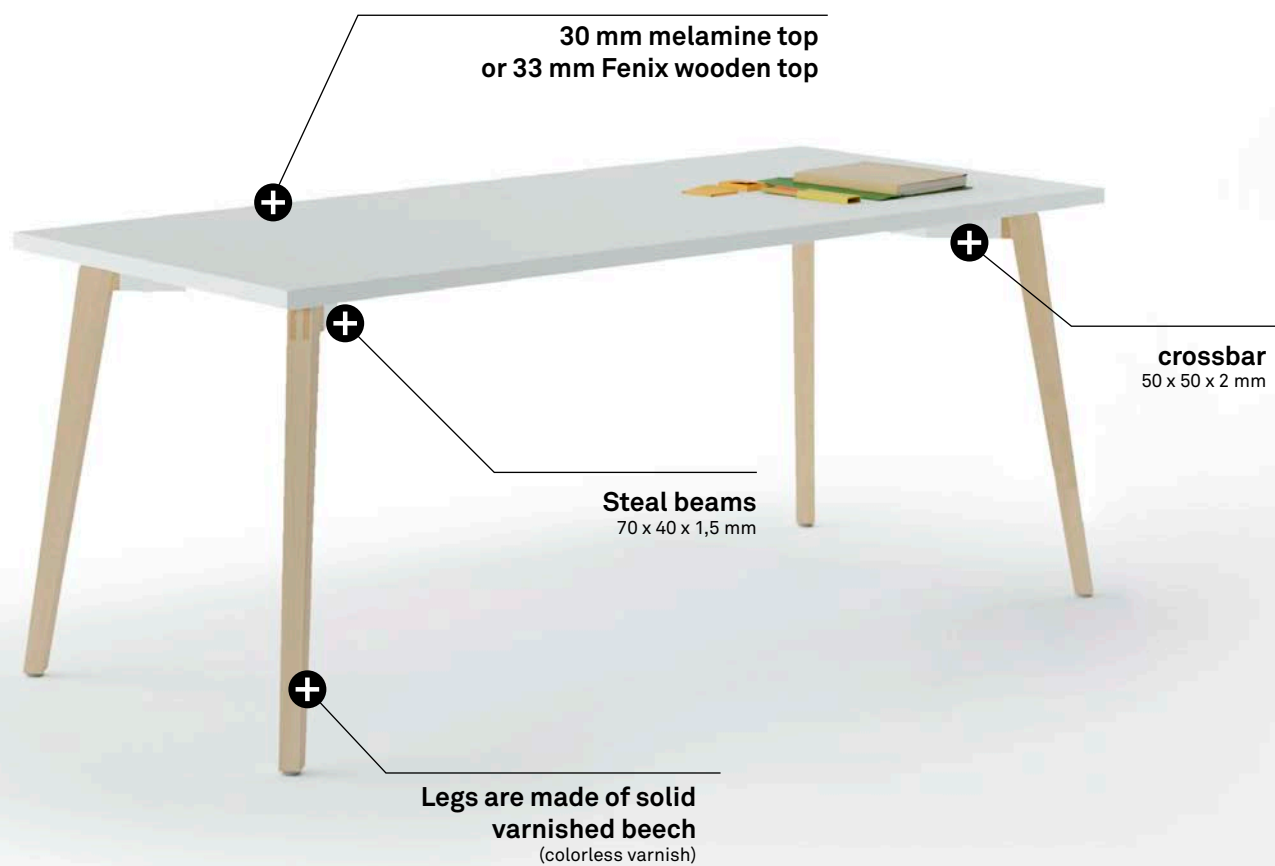
Forma 5

TECHNICAL FEATURES

TIMBER



For anti-electrostatic solutions, please ask us the conditions.



ELEMENT DESCRIPTION


TOP

TASK TIMBER

MELAMINE: 30 mm thick melamine particle board. 2 mm thick thermofused edges around the perimeter. Pre-drilled underneath to allow for a quick and correct assembly. The quality requirements of the board are met according to the UNE-EN 312 legal terms, corresponding to P2 board. The average density of the 30mm board is 610 kg/m³.

EXECUTIVE TIMBER

FENIX: phenolic plywood board with Phoenix coating on one side. Total thickness 33mm (support of 30 + coatings.) Canto varnished laminated board. FENIX NTMR is an innovative material created for interior design by Arpa Industriale. It is produced by the simultaneous application of heat (approximately 150 ° C) and high specific pressure (> 7 MPa). The central structure of FENIX NTM is composed of paper impregnated with thermosetting resins. Its external surface involves the use of nanotechnology and its color is obtained using the latest acrylic resins and finished by the Electron Beam Curing process.



Melamine



White Fenix



Black Fenix

STRUCTURE

There are various mixed structure options composed of either a single beam or two depending on the dimensions of the table along with the associated crossbars and wooden legs.

BEAMS

E220 rectangular steel tube 70 x 40 x 1.5 mm hot rolled and finished with 100 microns of epoxy paint coating. The beam and leg frame are secured via a plastic bracket; a single assembly providing a clean aesthetic. The quality and accuracy of all fittings is due to laser machining.

CROSSBARS

Steel tube E220 square 50 x 50 x 2 mm hot rolled and finished with 100 microns of epoxy paint coating. The crossbars are machined using lasers, folded, welded and reworked, leaving a clean and resistant finish.

LEGS

Legs are made of solid varnished beech (colorless varnish). The leg is composed of two pieces, assembled by tongue and groove and then glued. The section of link that has the structure (spigot) is machined by CNC 5 axes. The fix with the structure is mechanical using screws and nuts. The leg has a phased geometry starting at its base with a section of 35x35mm until it reaches the horizontal section to join at the beam with a section of 50x50mm.

Beech is a semi-hardwood with a density above 700 kg/m.

The mechanical properties of beech wood are:

Flexible strength: 1000 kg/cm²

Compressive strength: 580 kg /cm²

Parallel tensile strength: 1200 kg/cm²

Modulus of elasticity: 145,000 kg/m²

ADD-ON BENCHES

Add-on benches can be installed via intermediate crossbeams formed from a double structural steel tube E220 50x30x2mm. The aperture on the frame can take a leg or another bench frame.



ELEMENT DESCRIPTION

MODESTY PANEL

MELAMINE: 19 mm thick melamine particle board with 1.2 mm thick thermofused edges around the perimeter, fixed to the structure by specific fittings hidden below the desk.

METAL: 1.5 mm thick textured steel sheet panel with epoxy paint finish, polymerized at 220°C. The assembly system includes fittings to facilitate it all. It hangs from the front beam.

WOOD VENEER: 19 mm thick lacquered particle board. Fixed to the tabletop through steel frames. It hangs from the top.



Melamine



Metal

SCREEN

MELAMINE: 19 mm thick particle board with 1.2 mm thermofused edges around the perimeter. Fixed to the structure with specific fittings hidden below the desk.

GLASS: 6 mm (3+3 mm) laminated glass with inner butyral sheet. Polished edges and rounded corners. Fixed to the structure by specific fittings hidden below the desk.

UPHOLSTERED: 16 mm thick particle board base with both sides upholstered. Sewings at laterals. Share fittings with the rest of the screens.

UPHOLSTERED ACOUSTIC DESK SCREEN: 16 mm thick particleboard base covered with a 5 mm thick foam cover with 30Kg/m³ density and upholstered on both sides. Double perimeter seam. Fixing to the structure of the desk by specific fittings.



Melamine



Upholstered



Glass



Acoustic

CABLE MANAGEMENT ACCESSORIES

ACCESSORIES FOR DESK SURFACE



SQUARE DESK GROMMETS

ABS tap of 94 x 94 mm and polished finish. Polypropylene piece Ø 80 mm inner. Height 25 mm (2 mm over top).



ALUMINIUM TOP ACCESS

Aluminium part overall dimensions 367 x 127 x 33 mm. Extruded tap aluminium 348 x 89 mm and 4 mm average thickness. Aluminium injection inner piece average thickness 2.5 mm.



POLYAMIDE TOP ACCESS

Polyamide part outer dimensions are 245 mm x 125 mm x h: 25 mm. The inner has a gap of 225mm x 90mm for the cable management. Set of two pieces made of polyamide with 10% glass fiber and 20% microspheres.

ELEMENT DESCRIPTION

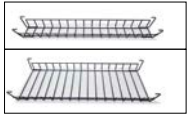
HORIZONTAL CABLE DRIVING



METAL CABLE TRAY TO SERVICE POWER
Metal cable tray to service power outlet, made of steel sheet, 1,2 mm thickness and 300 mm in length. Possibility of setting a power block. Fixing in the desk top with wooden screws. outlet.



POLYPROPYLENE CABLE TRAY
Variable thick polypropylene tray. Overall dimensions 365 x 165 x 150 mm. Fixation to top directly by screws.



REMOVABLE WIRE CABLE TRAYS
Electrowelded wire tray Ø 5 mm rod. Fix to the tap by metal plates.



EXTENSIBLE TRAY
Extensible tray made of die-cut and folded plate of 1mm and 350 mm of width. This tray is mechanised to put power blocks. It is suspended directly in the structure (leg frames).



POLYPROPYLENE WIRE CABLE TRAY
Variable thick polypropylene tray. Overall dimensions 472 x 360 x 114 mm. Fixation to beams by folds in the mold. It is possible to screw it to the top.

VERTICAL CABLE DRIVING



FABRIC CABLE RISER
Fabric cable riser, made of Web mesh and 80 mm diameter. It is only compatible with the extensible tray. Fixed by an elastic band.



METAL CABLE PILLAR
1,5 mm thick metal pillar. Section 71 x 70 mm, base 160 x 160 mm. Overall height 572.5 mm.



CABLE SPINE FOR ELECTRIFICATION
Spiral thermoplastic material, anchored to the top by screws and to the ground with a pedestal base. Silver gray finish.

ADDITIONAL ACCESSORIES



ADJUSTABLE CPU CABINET
Support folded metal sheet, 2 mm thick. Adjustable height and width to suit different dimensions. Screwed to desk top. Flexible polyurethane protections to prevent vibration and to ensure an optimal fit.



4 WAY POWER BLOCK
16A 250V sockets with 3 x 1.5 mm² power cable. CAT5E network cable.



3 WAY POWER BLOCK WITH 2X RJ45 DATA
16A 250V sockets with 3 x 1.5 mm² power cable. CAT5E network cable.



POWER CABLE AND EXTENSION CABLE
3 x 1,5 mm² cable 250V 16A with grounding.

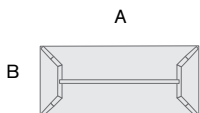
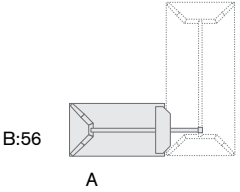
PACKAGING

The packaging of the different elements that make up the final product have been designed to, not only, guarantee the protection of the components but also to optimize the total volume for transportation purposes. Flat, stackable packages are desirable.

Great care is taken when packing the Phoenix plywood finishes to ensure it is clear what direction the grain is running.

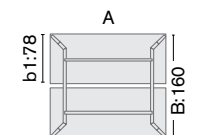
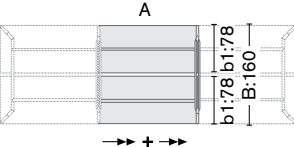
CONFIGURATIONS AND DIMENSIONS

DESKS AND RETURN DESKS

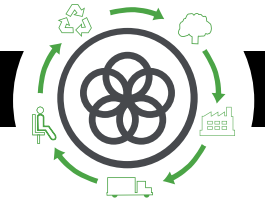
	<p>DESK STRAIGHT AND ROUNDED CORNERS</p>	<p>A x B</p>	<p>200 x 90 180 x 80 160 x 80 140 x 80</p>
	<p>RETURN DESK STRAIGHT AND ROUNDED CORNERS</p>	<p>A x B</p>	<p>100 x 56</p>

h: 74 cm

BENCHES

	<p>BENCH 2 POSITIONS STRAIGHT CORNERS</p>	<p>A x B / b1</p>	<p>180 x 160/78 160 x 160/78 140 x 160/78</p>
	<p>BENCH 4 POSITIONS STRAIGHT CORNERS</p>	<p>A / a1 x B / b1</p>	<p>360/180 x 160/78 320/160 x 160/78 280/140 x 160/78</p>
	<p>ADD-ON BENCH STRAIGHT CORNERS</p>	<p>A x B / b1</p>	<p>180 x 160/78 160 x 160/78 140 x 160/78</p>

h: 74 cm



Life Cycle Analysis
TIMBER Programme



% Recycled material= 62%
% Recyclable materials= 98%

Ecodesign

Results reached during the life cycle stages



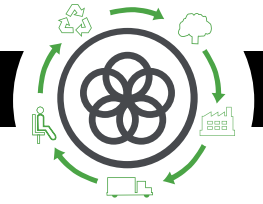
MATERIALS

Wood
70% of the wood material is recycled, has PEFC/FSC and complies within the E1 standard.

Steel
15%-99% recycled material.

Plastic
30%-40% recycled material.
Paintings
Powder painting without COV emissions

Packings
100% recyclable with inks with no solvents.



PRODUCTION

Raw materials use optimization

Board, upholstery and steel tubes cut.

Renewable energies use

reducing the CO2 emissions. (Photovoltaic pannels)

Energy saving measures

in all production process

COV global emission reduction

of the production processes by 70%.

Podwer painting

ecoverly of 93% of the non deposited painting

Glue removal from the upholstery

The facilities

have an internal sewage for liquid waste.

Green points

at the factory

100% waste recycling

at production process ans dangerous waste special treatment.



TRANSPORT

Cardboard use opmitization

of the packings

Cardboard and packing materials use reduction

Flat packings and small bulks

to optimize the space.

Solid waste compacter

which reduces transport and emissions.

Light volumes and weights

Transport fleet renewal

reducing by 28% the fuel consumption.

Suppliers area reduction

Local market power and less pollution at transport.



USE

Easy maintenance and cleaning

without solvents.

Forma 5 guarantee

The highest quality

for materials to provide a 10 year average life of the product.

Useful life optimization

of the product due to a standarized and modular design.

The boards

with no E1 particle emission.



END LIFE

Easy unpacking

for the recyclability or compound reuse.

Piece standarization

for the use.

Recycled materials used for products (% recyclability):

Wood is 100% recyclable.
Steel is 100% recyclable.

With no air or water pollution

while removing waste.

Returnable, recyclable and reusable packing

Product recyclability 98%

MAINTENANCE AND CLEANING GUIDE

MELAMINE PIECES

Rub the dirty spots with a wet cloth with PH neutral soap.

PLASTIC PIECES

Rub the dirty spots with a wet cloth with PH neutral soap.

METAL PIECES

- 1 Rub the dirty spots with a wet cloth with PH neutral soap.
- 2 Polished aluminium pieces can have their polish bak by covering and rubbing them with a dry cotton cloth.

GLASS PIECES

Rub the dirty spots with a wet cloth with PH neutral soap.

Do not use abrasive products in any case.
