

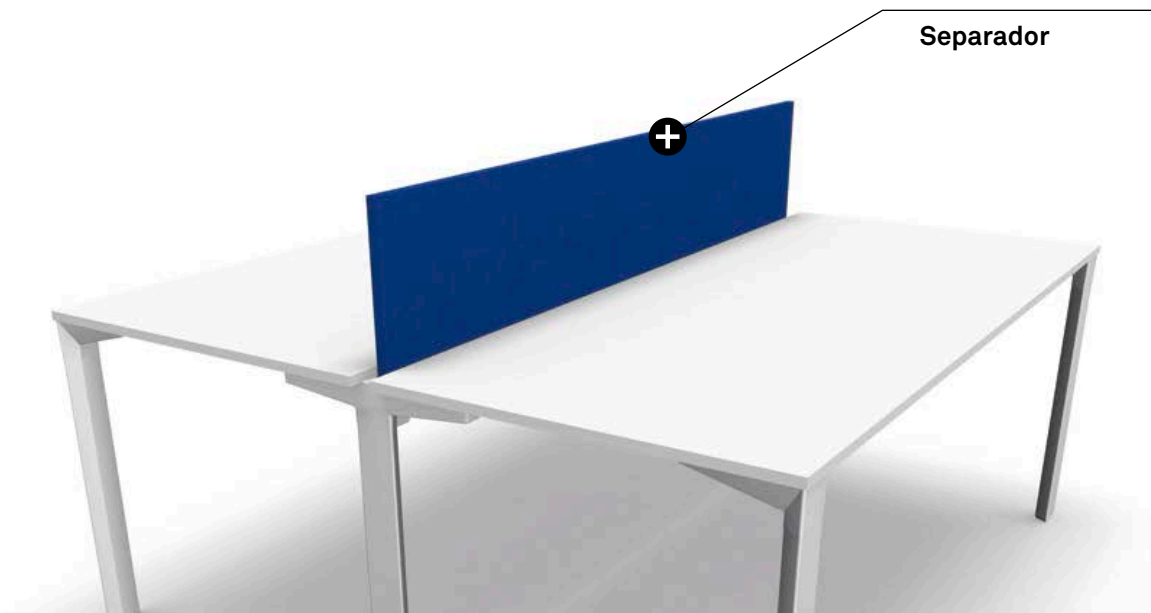
Forma 5

TECHNICAL FEATURES

DESK SCREENS



DESK SCREENS



MELAMINE DESK SCREEN

19 mm thick particle board with 2 mm thermofused edges around the perimeter. Fixed to the framework with specific fittings hidden below the desk.



GLASS DESK SCREEN

6 mm (3 + 3 mm) laminated glass with inner butyral sheet. Polished edges and rounded corners. Fixed to the framework by specific fittings hidden below the desk.



UPHOLSTERED DESK SCREEN

16 mm thick particle board base with both sides upholstered. Sewings at laterals. For Skala programme we have Acoustics and pinable screens, made of particle board and high density foam 60 kg/m³, upholstered in Forma 5 Group 1, 2, 3 and 5 fabrics.



UNEVEN DESK SCREEN

A 3 mm steel sheet beam with an in 3 mm thick steel sheet beam with inverted “V” shape that supports 4 different parts, whose dimensions are: 30 x 381 mm, 480 x 381 mm, 730 x 281 mm and 480 x 281 mm. 2 nishes options: 5 mm thick ber board and 20 kg/m³ high density foam with 5 mm thich on each side of the part, later upholstered with Forma 5 fabrics; or 10 mm thick ber board with melamine cover. The screen parts have 280 mm height and 170 mm over the desk and are placed in triangle exchanging heights and colours.



UPHOLSTERED ACOUSTIC DESK SCREEN

16 mm thick particleboard base covered with a 5 mm thick foam cover with 60 Kg/m³ density and upholstered on both sides. Double perimeter seam. Fixing to the structure of the desk by specific fittings.



ELEMENT DESCRIPTION

ALUMINIUM DESK SCREENS

The specific solution that offers this program for bench is the aluminium desk screen-shelf, it is made of aluminium sheet with 3 mm thickness. It consists of two pieces that are heading in opposite desks. They have the option to put between them different desk screens solutions: upholstered with different levels or standard for bench, upholstered, melamine or glass described previously.



FRONT DESK SCREENS FOR SINGLE DESKS

The front desks screens for single desks are used in shared rooms mainly, by staff of several departments or by staff of different companies. It's made for keep the intimacy, reduce the noise as much as possible and improve the user concentration. A lot of companies use these screens in combination with side screens to make up "Call center" positions with special needs of intimacy and isolation.

The available materials for these screens are melamine, glass or upholstered melamine in the Group of our upholsteries catalog.

FRONT DESK SCREENS FOR BENCH DESKS

The bench desk posts became popular in the last years because of their versatility, their growth possibilities and the space use. The screen in a bench is a delimit element that favors the intimacy without cutting the communication between face to face positions, frontal or side.

The available materials for these screens are melamine, glass or upholstered melamine. Also exists uneven melamine or upholstered screens, available for the M10 and V30 programs. For Let's Work we have desk screens with aluminium shelf or desk screen with aluminium shelf + upholstered uneven screens. fres con estante de aluminio + tapizado a desnivel.

SIDE DESK SCREENS FOR SINGLE DESKS AND BENCH DESKS

The available materials for these screens are melamine, glass or upholstered melamine in the Group 1 of our upholsteries brochure.

COMPATIBILITIES

Front desk screens for single desks:

F25, Logos, M10, V30, Neo, Skala, Blok, Class, Zama, Zama Next, Let's Work and Timber

Front desk screens for bench desks:

F25, M10, V30, Logos, Blok, Skala, Zama, Zama Next, Let's Work and Timber

Front desk screens for single desks and bench desks:

F25, M10, V30, Neo and Skala

FITTINGS

The fittings for the desk screens depending on the programme are made of steel or aluminium as well as its range of colours which depends on the series and the chosen option.

PACKING

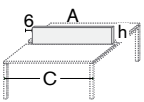
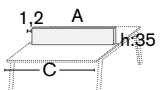
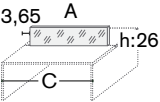

The desk screen is delivered fully disassembled. The items are retractable with protections in the edges.

OVERVIEWS AND DIMENSIONS

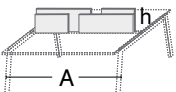
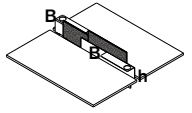
FRONT DESK SCREENS (SINGLE DESKS)

	For table width 180, 160, 140, 120 cm Over top height 35 cm	A x h/C	177,6 x 35/180 157,6 x 35/160 137,6 x 35/140 117,6 x 35/120
	SKALA DESK SCREEN - MODESTY PANEL	A x h/C	177,6 x 62-35/180 157,6 x 62-35/160 137,6 x 62-35/140 117,6 x 62-35/120

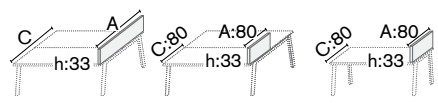
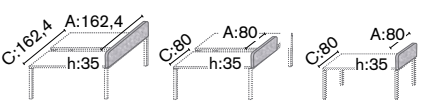
FRONT DESK SCREENS (BENCH DESK)

	For table width 180, 160, 140, 120 cm F25 / ZAMA/ ZAMA NEXT / LET'S WORK / TIMBER Over top height 33,9 cm (30 mm top); 35 cm (19 mm top) LOGOS Over top height 35 cm (top 30 mm); 36,1 cm (top 19 mm)	A/C	F25 / ZAMA/ ZAMA NEXT / LET'S WORK / TIMBER 168/180 148/160 128/140 108/120 LOGOS 168/180 148/160 128/140 108/120
	M10 / V30 Over top height 35 cm	A/C	177,6 /80 157,6 /60 137,6 /140 117,6 /120
	BLOK Over top height 26 cm	A x h/C	152,7 x 26/160 132,7 x 26/140 112,7 x 26/120
	SKALA Height 84 cm	A x B/C	155,5 x 84/180 135,5 x 84/160

UNEVEN DESK SCREENS FOR BENCH DESK

	For table width 180, 160, 140 cm Over top height 26,8 cm	A x h	MELAMINE 162 x 26,8/180 142 x 26,8/160 122 x 26,8/140 UPHOLSTERED 164 x 26,8/180 144 x 26,8/160 124 x 26,8/140
	LET'S WORK	B x h	12,2 x 17

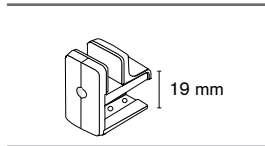
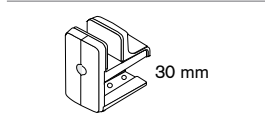

SIDE SCREENS FOR SINGLE DESKS AND BENCH DESKS

	MELAMINE / GLASS / UPHOLSTERED DESK SCREEN For table width 80 / bench 162,4 or 165,8 cm Over top height 33 cm	A x h	166,4 x 33/165,8 162,4 x 33/162,4 80 x 33/80
	UPHOLSTERED ACOUSTIC DESK SCREEN For table width 80 / bench 162,4 or 165,8 cm Over top height 35 cm	A x h	166,4 x 33/165,8 162,4 x 33/162,4 80 x 33/80

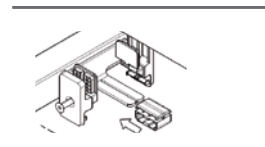
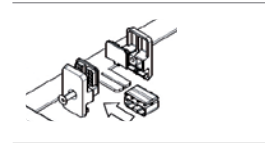
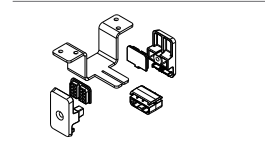
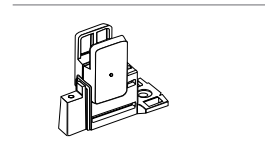
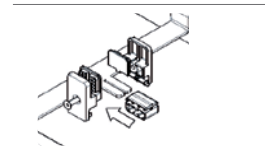
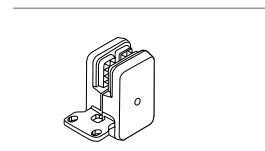
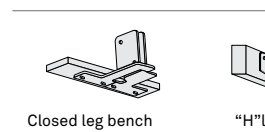
DESK SCREENS FOR AXIS CABINETS

	AXIS	For cabinet width 180, 160, 90 cm Over cabinet height 34 cm	A x B x h/C	156 x 1,9 x 34/180 136 x 1,9 x 34/160 73 x 1,9 x 34/90
---	-------------	--	-------------	--


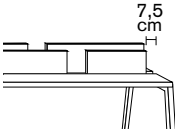

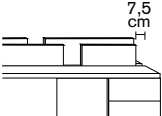
FITTINGS FOR FRONT DESK SCREENS - SINGLE DESK

	19 mm top single desk: Not compatible with sliding tops	F25 / SKALA / ZAMA / LOGOS / CLASS
	30 mm top single desk: Not compatible with sliding tops	F25 / M10 / V30 / BLOK / NEO / ZAMA / ZAMA NEXT / LET'S WORK / LOGOS / TIMBER
	19 mm top single desk:	SKALA


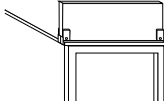
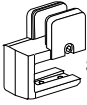
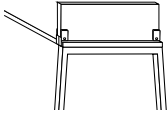
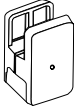
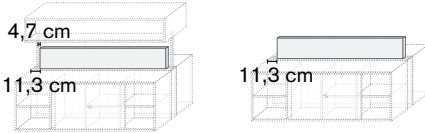
FITTINGS FOR FRONT DESK SCREENS - BENCHES

	REF. 9 Fittings for bench desk without pedestal or cabinet	F25 / ZAMA / ZAMA NEXT / TIMBER
	REF. 8 Fittings for bench desk with pedestal or cabinet	F25
	REF. L	LET'S WORK
	REF. 4 Fittings for bench desk without pedestal or cabinet	M10 / V30
	REF. H Fittings for bench desk with pedestal or cabinet	M10 / V30
	LOGOS	
	SKALA	

FITTINGS FOR UNEVEN DESK SCREENS - BENCHES

 	REF. I	Fittings for bench desk without pedestal or cabinet	M10 / V30
 	REF. K	Fittings for bench desk with pedestal or cabinet	M10 / V30

FITTINGS FOR SIDE DESK SCREENS - SINGLE DESKS AND BENCHES

 	F25 / SKALA (single desk)
 	F25 / M10 / V30 / NEO
 	AXIS

MAINTENANCE AND CLEANING GUIDE

MELAMINE PIECES

Rub the dirty spots with a wet cloth with PH neutral soap.

PLASTIC PIECES

Rub the dirty spots with a wet cloth with PH neutral soap.

METAL PIECES

- 1 Rub the dirty spots with a wet cloth with PH neutral soap.
- 2 Polished aluminium pieces can have their polish bak by covering and rubbing them with a dry cottom cloth.

GLASS PIECES

Rub the dirty spots with a wet cloth with PH neutral soap.

Do not use abrasive products in any case.

Developed by I+D+I FORMA 5