


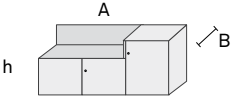
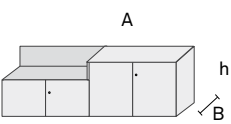
CUBO SYSTEM

CONFIGURACIONES Y DIMENSIONES

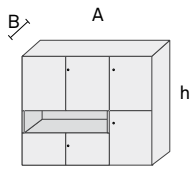
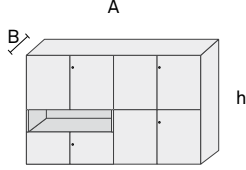


Forma 5

ARMARIO BAJO

	3 CUERPOS	$A \times B \times h$	180 x 44 x 75
	4 CUERPOS	$A \times B \times h$	240 x 44 x 75

ARMARIO MEDIO

	3 CUERPOS	$A \times B \times h$	180 x 44 x 150
	4 CUERPOS	$A \times B \times h$	240 x 44 x 150